































18 100m Breaststroke Mixed Final





















Official

[Entries](#)
[Heats](#)
[Summary](#)

Total

Rank	Competitor	Age	Club	RT	PTS	Result
1	Kiekebosch...	33	Hamilton A...	0.75		1:08.11 Entry: 1:08.66 -0.55 50m: 32.30 100m: 1:08.11 (35.81)
2	Takamuku ...	33	Newmarket...	0.76		1:15.34 Entry: 1:19.00 -3.66 50m: 35.04 100m: 1:15.34 (40.30)
3	Teo Jeremiah	31	Roskill Mas...	0.70		1:20.45 Entry: 1:18.12 +2.33 50m: 36.49 100m: 1:20.45 (43.96)
4	Williamson ...	49	Whakatane...	0.82		1:20.67 Entry: 1:25.86 -5.19 50m: 37.56 100m: 1:20.67 (43.11)
5	Steenhart ...	47	Roskill Mas...	0.80		1:21.17 Entry: 1:18.90 +2.27 50m: 37.59 100m: 1:21.17 (43.58)
6	Macartney ...	35	North Shor...	0.69		1:23.20 Entry: 1:19.62 +3.58 50m: 38.30 100m: 1:23.20 (44.90)
7	Breukink Ri...	30	Waitakere ...	0.85		1:25.80 Entry: 1:22.80 +3.00 50m: 39.25 100m: 1:25.80 (46.55)
8	Marriner Br...	37	Lizvanwelie...	0.67		1:26.53 Entry: 1:50.00 -23.47 50m: 41.58 100m: 1:26.53 (44.95)
9	Taylor Byron	49	Makino Ma...	0.81		1:27.48 Entry: 1:30.00 -2.52 50m: 39.88 100m: 1:27.48 (47.60)
10	Ames Paul	56	Roskill Mas...	0.71		1:28.40 Entry: 1:29.22 -0.82 50m: 41.43 100m: 1:28.40 (46.97)
11	Misselbroo...	62	Roskill Mas...	0.84		1:29.51 Entry: 1:29.00 +0.51 50m: 42.15 100m: 1:29.51 (47.36)
12	Howie Chris	52	North Shor...	0.85		1:31.04 Entry: 1:27.50 +3.54 50m: 42.69 100m: 1:31.04 (48.35)

13	 Van Dyk Ju...	69	 Wharenui ...	0.85	1:32.17 Entry: 1:26.00	+6.17
	50m: 42.44		100m: 1:32.17 (49.73)			
14	 Veal Nina	52	 Roskill Mas...	0.81	1:33.08 Entry: 1:33.09	-0.01
	50m: 40.88		100m: 1:33.08 (52.20)			
15	 Sigwalt Ro...	44	 South City ...	0.79	1:33.26 Entry: 1:25.00	+8.26
	50m: 43.79		100m: 1:33.26 (49.47)			
16	 Hardy Alex	35	 Unaffiliated	0.72	1:34.31 Entry: 1:35.00	-0.69
	50m: 44.04		100m: 1:34.31 (50.27)			
17	 Burnard Mo...	31	 Makino Ma...	0.92	1:40.42 Entry: 1:36.96	+3.46
	50m: 46.26		100m: 1:40.42 (54.16)			
18	 Zhang Hon...	46	 Roskill Mas...	0.61	1:40.67 Entry: 1:45.91	-5.24
	50m: 46.03		100m: 1:40.67 (54.64)			
19	 Wylie Bron...	48	 Newmarket...	0.85	1:44.82 Entry: 1:40.02	+4.80
	50m: 49.38		100m: 1:44.82 (55.44)			
20	 Bendall Chr...	53	 North Shor...	0.81	1:45.79 Entry: 1:42.45	+3.34
	50m: 50.29		100m: 1:45.79 (55.50)			
21	 Lee Hong	42	 North Shor...		1:46.69 Entry: 1:45.00	+1.69
	50m: 50.78		100m: 1:46.69 (55.91)			
22	 Eltham Kylie	50	 Manukau M...	0.89	1:49.26 Entry: 1:48.63	+0.63
	50m: 51.33		100m: 1:49.26 (57.93)			
23	 Howat Naomi	47	 Unaffiliated	0.97	1:50.59 Entry: 2:00.00	-9.41
	50m: 52.49		100m: 1:50.59 (58.10)			
24	 Rangī Troy	38	 North Shor...	0.83	1:52.08 Entry: 1:45.00	+7.08
	50m: 51.77		100m: 1:52.08 (1:00.31)			
25	 Bartneck C... SB9	52	 Jasi Masters	0.87	1:56.12 Entry: 1:47.56	+8.56
	50m: 55.71		100m: 1:56.12 (1:00.41)			
26	 James Rob	80	 Waitakere ...		1:58.07 Entry: 2:00.00	-1.93
	50m: 55.56		100m: 1:58.07 (1:02.51)			
27	 Foote Karina	52	 Blenheim M...		2:04.53 Entry: 2:03.00	+1.53
	50m: 57.65		100m: 2:04.53 (1:06.88)			

28	 Haldane Sa...	60	 Waikato Ma...			2:05.77 Entry: 2:10.00 -4.23
	50m: 59.55		100m: 2:05.77 (1:06.22)			
29	 Agterkamp ...	39	 Jasi Masters			2:10.87 Entry: 2:15.00 -4.13
	50m: 1:02.02		100m: 2:10.87 (1:08.85)			
30	 Paterson A...	58	 Waitakere ...			2:16.51 Entry: 2:08.00 +8.51
	50m: 1:04.24		100m: 2:16.51 (1:12.27)			
31	 White Helen	75	 Whakatane...	0.98		2:16.53 Entry: 2:12.00 +4.53
	50m: 1:05.39		100m: 2:16.53 (1:11.14)			
32	 Rapley Tim	74	 Waitakere ...			2:21.13 Entry: 2:15.00 +6.13
	50m: 1:07.22		100m: 2:21.13 (1:13.91)			
33	 Marks Gary	76	 Dunedin M...	0.96		2:21.33 Entry: 2:18.25 +3.08
	50m: 1:08.05		100m: 2:21.33 (1:13.28)			
34	 Sherriff Brit...SB14	28	 North Cant...	0.69	117	2:26.90 Entry: 2:15.07 +11.83
	50m: 1:07.66		100m: 2:26.90 (1:19.24)			
35	 Agnew Me... SB9	45	 Jasi Masters		64	2:57.18 Entry: 3:00.00 -2.82
	50m: 1:19.05		100m: 2:57.18 (1:38.13)			
36	 Buwalda Ilo... SB9	49	 North Cant...		38	3:30.22 Entry: 3:37.78 -7.56
	50m: 1:33.67		100m: 3:30.22 (1:56.55)			
-	 Brown Jere...	53	 Team Auckl...			DNS